



THE · GROVE

R E S I D E N C E S



P E N T H O U S E C O L L E C T I O N



THE GROVE

R E S I D E N C E S

Crafted by
BLACKBURNE

WELCOME TO THE PENTHOUSE COLLECTION

The Penthouse Collection is your key to a level of luxury never before experienced in the western suburbs.

These expansive suites exude affluence and sophistication, with handpicked finishes and features that embody grandeur.

Escape life's arduous demands in complete luxury. Enjoy your morning coffee or evening aperitif with panoramic views through floor to ceiling windows or from your expansive private balcony, as the sun rises and sets over the river & the sea.

Aspiration meets exclusivity at the Penthouse Collection.



WELCOME HOME,
YOUR LUXURY PENTHOUSE AWAITS

Artist impression of the Lobby.

BUTLER & CONCIERGE SERVICES

The Grove Residences boasts a whole new level of convenience. Offering a range of integrated butler and concierge services on request, catering to the busiest of schedules and alleviating the rush of daily routine.

Butler & Concierge services include:

Cleaning services

Transport assistance

General maintenance

Pet walking and / or feeding

Physiotherapy and massage services

‘Return from holiday’ apartment service

*Refer to contract of sale for details on concierge services, including hours of operation and scope of service. Additional services can be requested by residents and, if available, will incur additional costs.



HOTEL SERVICES FROM THE COMFORT OF
YOUR PENTHOUSE

Artist Impression of the Residents Lounge.



EXUDING LUXURY AND STYLE

Artist impression of the Penthouse Formal Lounge¹.



STATEMENT LIVING AT IT'S FINEST

Artist impression of the Penthouse Kitchen¹.



TAILORED TO ENHANCE ANY LIFESTYLE

Artist impression of the Penthouse Executive Office & Lounge¹.



EFFORTLESSLY TIMELESS

Artist impression of the Penthouse Bedroom¹.



BESPOKE CRAFTSMANSHIP

Artist impression of the Penthouse Kitchen¹.



PENTHOUSE INTERIOR CONCEPT

The Penthouse Collection will translate and elevate design elements from the apartments. Intentional accents, exquisite details and considered joinery will create elegant spaces that are meant to be lived in.

Two interior schemes , utilising a combination of rough and textural finishes with sleek and refined elements to form the material palette.

The interior utilises contrasting natural materials and textures with cooler tones and artificial elements, exuding a sense of luxury and comfort.

Imagery is general in nature and provides a guide to the look and feel of the penthouse interiors. For specific specification, refer to the contract penthouse specifications. Customisation of the penthouse interiors is available upon request.



SCHEME ONE LIGHT

The Light Scheme is a timeless classic celebrating a sophisticated and natural palette of elegance and refined quality.

A careful selection of subtle greys, fluted glass, exquisite stone and timber flooring for a subtle look that will stand the test of time.



SCHEME TWO DARK

The Dark Scheme is a seductive creation of bold and contemporary materials tailored to impress the most distinguished of tastes.

Smokey greys contrasted with sleek stone benchtops and ash toned timber flooring exuding a sense of luxury and comfort.



CONTEMPORARY SOPHISTICATION

Artist impression of the Penthouse Formal Lounge¹.



LOCATION AND ASPECT

The Grove offers a lifestyle of unparalleled luxury, featuring panoramic river views over Peppermint Grove and ocean views over Cottesloe.

NESTLED BETWEEN THE RIVER & THE SEA



Swan Yacht Club

Fremantle

Leighton Beach

Mosman Park

St Hilda's

Royal Freshwater Bay Yacht Club

Freshwater Bay

Peppermint Grove

PLC

Napoleon Street

Cottesloe Train Station

Seaview Golf Club

Cottesloe Beach

Cottesloe Beach Hotel

The Blue Duck

Cottesloe

Methodist Ladies College

Christchurch Grammar School

Claremont Yacht Club

Bethesda Hospital

Claremont

Scotch College

Claremont Quarter

Perth CBD (8km)

Claremont Tennis Club

Lake Claremont

Lake Claremont Golf Course

Claremont Aquatic Centre

University of Western
Australia (4km)



SAVOUR A SELECTION
OF PERTH'S FINEST VISTAS

Artist impression of the panoramic ocean views over Cottesloe.



S W E E P I N G V I E W S O F T H E
S W A N R I V E R

Artist impression of the panoramic views over Peppermint Grove to Freshwater Bay.



UNDERSTATED ELEGANCE

Artist impression of the Penthouse Executive Office¹.



PENTHOUSE PLANS
AND VIEWS


Welcome to the Penthouse Collection,
your key to timeless prestige.

THE EPITOME OF OPULENCE

COTTESLOE

P9

This astonishing four bedroom, two bathroom penthouse with a westerly aspect has a wonderful outlook across a flush threshold and generous balconies out to Cottesloe Beach to the west and Peppermint Grove and Fremantle to the south. With a large open plan living area, including a designer kitchen island bench, scullery, separate office, substantial bathrooms, large separate laundry and a generous master bedroom with an expansive ensuite, this penthouse has ample access to natural light and views through full height glazing.



West over Cottesloe



South west over Cottesloe



South east over Freshwater Bay

Disclaimer: Views shown are indicative only. Purchasers must not rely on these being the final views upon completion.



DETAILS

BEDROOMS	4
BATHROOMS	2
CAR BAYS	4T

AREA

INTERNAL	255m ²
OUTDOOR LIVING	82m ²
TOTAL LIVING	337m ²

LOCATION

RESIDENCE	1401
SIMILAR	1501



ONE-THIRD PLATE



AIRLIE


P10

This astonishing four bedroom, three bathroom penthouse with a northerly aspect, has a wonderful outlook across a flush threshold and generous balcony to the Claremont district to the north, ocean to the north west and Perth city to the north east.

With a large open plan living area, including a large kitchen island, walk-in-pantry, separate secondary lounge, substantial bathrooms, large separate laundry and a generous master bedroom with an expansive ensuite, this penthouse has ample access to natural light and views through full height glazing.



North west over Cottesloe & Swanbourne



North over Claremont

DETAILS

BEDROOMS	3
BATHROOMS	2
CAR BAYS	4T

AREA

INTERNAL	236m ²
OUTDOOR LIVING	76m ²
TOTAL LIVING	312m ²

LOCATION

RESIDENCE	1402
SIMILAR	1502

Disclaimer: Views shown are indicative only. Purchasers must not rely on these being the final views upon completion.



BRIGHTON

P11

This astonishing four bedroom, three and a half bathroom penthouse with a northerly aspect has wonderful views across a flush threshold. The generous wrap around balcony affords a gorgeous outlook to Perth city to the north east, Freshwater Bay to the south east and Peppermint Grove to the south. With a large open plan living area including a large kitchen island, scullery, separate office, substantial bathrooms, large separate laundry and a generous master bedroom with an expansive ensuite, this penthouse has ample access to natural light and views through full height glazing.



North west over Cottesloe & Swanbourne



South east over Freshwater Bay



South west over Cottesloe

Disclaimer: Views shown are indicative only. Purchasers must not rely on these being the final views upon completion.



SCALE



ONE-THIRD PLATE



DETAILS

BEDROOMS	4
BATHROOMS	2.5
CAR BAYS	4T

AREA

INTERNAL	310m ²
OUTDOOR LIVING	127m ²
TOTAL LIVING	437m ²


LOCATION

RESIDENCE	1403
SIMILAR	1503

OCEAN

P5

Stunning ocean views coexist with view corridors to the city, Cottesloe & Fremantle. Wrapped in walls of glass, the expansive sight lines capture the very essence of this location. The open plan living experience connects you to the wide terrace areas and alfresco living and dining. Floor to ceiling glazed retractable doors ensure the apartment is both intimate and grand. All bedrooms have direct access to the terrace ensuring they are engulfed in natural light and air. Separate laundry and powder rooms alongside a dedicated wine room and scullery ensure the combination of modern inclusions are reflective of stately homes. Storage has been artfully considered and joinery has been carefully detailed to ensure a seamless connectivity to the apartment design.



North west over Cottesloe & Swanbourne



West over Cottesloe



South east over Freshwater Bay

Disclaimer: Views shown are indicative only. Purchasers must not rely on these being the final views upon completion.



DETAILS

BEDROOMS	4
BATHROOMS	3
CAR BAYS	4T

AREA

INTERNAL	352m ²
OUTDOOR LIVING	155m ²
TOTAL LIVING	507m ²

LOCATION

RESIDENCE	1401
SIMILAR	1501

SCALE



HALF PLATE



RIVER

P3

Encapsulating some of the best views this building has to offer, this apartment frames its outlook towards the city, Freshwater Bay and Fremantle. Two distinct wings of the apartment ensure a separation between living areas and secondary accommodation, amplifying privacy and allowing family members to exist harmoniously — reminiscent of a large residential home.

Open plan living areas ensure the apartment is suitable for large scale entertainment and gatherings, with links to the terraced alfresco and inbuilt outdoor kitchen. Storage has been thoughtfully considered and allows seamless integration into the spaces.



North over Claremont



South east over Freshwater Bay



South west over Cottesloe

Disclaimer: Views shown are indicative only. Purchasers must not rely on these being the final views upon completion.



DETAILS

BEDROOMS	4
BATHROOMS	4.5
CAR BAYS	4T

AREA

INTERNAL	389m ²
OUTDOOR LIVING	175m ²
TOTAL LIVING	564m ²

LOCATION

RESIDENCE	1402
SIMILAR	1502



FRESHWATER

P4

Aspect and vantage come to mind in describing this generous apartment design. A long and linear gallery space separates the main living zones from the accommodation ensuring maximum privacy and retreat. The Freshwater penthouse provides an immersive refuge, away from it all. The large open plan kitchen, dining and living spaces encapsulate the location and looks out across to the city and over to Freshwater Bay – peaceful, tranquil, and generous.

With the master wing wrapped in a full length south facing terrace, the bedroom is saturated in natural light with panoramic views over Freshwater Bay and Peppermint Grove. A dual sided his & hers walk-in-robe and dressing room is lined with thoughtful hanging spaces and shelving components.



North east to City



South east over Freshwater Bay



South west over Cottesloe

Disclaimer: Views shown are indicative only. Purchasers must not rely on these being the final views upon completion.



DETAILS

BEDROOMS	4
BATHROOMS	3.5
CAR BAYS	6T

AREA

INTERNAL	415m ²
OUTDOOR LIVING	177m ²
TOTAL LIVING	592m ²

LOCATION

RESIDENCE	1107
-----------	------

THE GRAND

P6

A private haven. From its elevated position, this penthouse captures everything that is enviable about this development. A vantage so high it reaches out towards the river and sea showcasing panoramic views in every direction. Direct lift access into the stately entrance foyer accentuates privacy and allows for a dramatic entry experience, whether it is your first visit or you see it every day.

With full height glazing to all sides of the apartment, the spaces are defined by volume, sweeping views and stately inclusions. There has been no compromise. Breathtaking vista views exist from every space.

Quality in design, material and detailed execution creates an immersive refuge away from it all. The gallery hall includes 40 lineal meters of hanging space allowing residents to showcase their collections. The cinema room and private games and cocktail lounge provides unparalleled resident amenity, upscaled with luxury features, specialist lighting and inspired materials.



North west over Cottesloe & Swanbourne



South east over Freshwater Bay



South west over Cottesloe

Disclaimer: Views shown are indicative only. Purchasers must not rely on these being the final views upon completion.



DETAILS

BEDROOMS	5
BATHROOMS	5.5
CAR BAYS	8T

AREA

INTERNAL	765m ²
OUTDOOR LIVING	344m ²
TOTAL LIVING	1,109m ²

LOCATION

RESIDENCE	1501
-----------	------

SCALE

0 0.5 1 2.5m



THE GROVE

P8

The only one of its kind, this one and a half floor, dual level penthouse offers an uncompromising lifestyle within and extraordinary views looking out. Direct lift access into the stately entrance foyer accentuates privacy and allows for a dramatic entry experience, whether it is your first visit or you see it every day.

With full height glazing to all sides of the apartment and an impressive double height void to the master lounge, the spaces are refined and luxurious. There has been no compromise to the design and amenity on offer.

All your health, leisure and professional needs are met with your own private gym, cinema room and master office. Couple these with an impressive and generous pool, sun deck, multiple living areas and a cocktail lounge, your residence won't cease to amaze your guests each and every time. Panoramic views east from the city to Freshwater Bay and west to the Indian Ocean and beyond are yours. This is your penthouse in the sky.



North west over Cottesloe & Swanbourne



South east over Freshwater Bay



South west over Cottesloe

Disclaimer: Views shown are indicative only. Purchasers must not rely on these being the final views upon completion.

LEVEL 15



LEVEL 14



SCALE
0 0.5 1 2.5m

DOUBLE PLATE



DETAILS

BEDROOMS	5
BATHROOMS	7
CAR BAYS	16T

AREA

INTERNAL	1,073m ²
OUTDOOR LIVING	600m ²
TOTAL LIVING	1,673m ²

LOCATION

RESIDENCE	1501
-----------	------

AMENITIES

The Grove is a sanctuary designed to support the best version of you. Picnic on landscaped gardens, recharge at the wellness centre, or entertain and socialise over cocktails at the Crystal Club. The possibilities are endless, all within the confines of your home.



THE COCKTAIL BAR

Entertain guests with sunset views over Cottesloe from The Crystal Club, your own cocktail lounge and outdoor BBQ terrace on level 16



PRIVATE DINING

Impress guests with river views from the rooftop private dining room equipped with state of the art kitchen located on level 16



POOLSIDE, DINING & LOUNGE

Reserve 1 of 3 outdoor barbeque areas in the poolside dining and lounge



ASSISTED LIVING

Tailored in-home care services available for those who simply need an extra helping hand



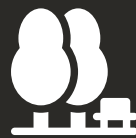
HEALTH SERVICES

Take advantage of onsite allied health care professionals conveniently located on your doorstep*



CONCIERGE & BUTLER

Alleviate the rush of daily routine with the concierge or personal butler services on request, catering to the busiest of schedules



PARKLANDS

Explore the three new parks: Airlie Park, Cottesloe Park & Brighton Park



RESIDENTS GARDEN

Satisfy your green thumb by tending to the roses, herbs, vegetable gardens and fruit trees alongside a dedicated residents garden shed



DISCOVERY GARDEN

Let the kids explore in the Discovery Garden's nature play



MEDIA & GAMES LOUNGE

Socialise with neighbours in the shared media and games room equipped with pool table and smart TV



RESIDENTS LOUNGE

Book co-working office and meeting space or socialise with neighbours in the shared residents lounge



RESIDENTS WORKSHOP

Your very own workshop and space for DIY projects, arts and crafts located on the lower ground floor



PROVEDORE

Curate your own gourmet picnic with the finest selection of local and imported goods from The Grove's very own delicatessen*



CAFE

Enjoy a coffee at The Grove's resident café overlooking Airlie Park*



KIDS CLUB

Encourage play and foster imagination in the kids club



HEATED POOL

Relax by the resort style, salt based swimming pool, separate kids pool or retreat to the shade of a poolside cabana



FITNESS CENTRE

State-of-the-art training hub carefully curated by fitness professionals



GOLF SIMULATOR

Improve your swing with a state-of-the-art golf simulator located on the lower ground floor



SAUNA & STEAM ROOM

Revive tired muscles and let the pressures of daily routines melt away in the steam room or sauna, clad with traditional Western Red Cedar



YOGA STUDIO

Calm the mind in the yoga and meditation studio overlooking a Japanese inspired zen garden



BOCCE

Foster neighbourly spirit over a social game of bocce on the outdoor court



THERMAL BATHHOUSE

Revitalise the mind and body in the state of the art bathhouse, equipped with 12°C plunge pool and 37°C spa



NATURAL BEAUTY MEETS CONTEMPORARY LIVING

Artist impression of the indoor poolside lounge and dining.



WHERE BESPOKE DESIGN
AND THE BOTANICAL WORLD COLLIDE

Artist impression of the 30m resort style heated Swimming Pool.



PRIVATE FINE DINING
WITH PANORAMIC RIVER & OCEAN VIEWS

Artist impression of the Rooftop Private Dining & Sunset Lounge.



SOCIALISE & ENTERTAIN IN SOPHISTICATED COMFORT

Artist impression of the rooftop cocktail lounge.



A SANCTUARY FOR BOTH BODY AND MIND

Artist impression of the Thermal Bathhouse.

ENQUIRIES

PHONE 9429 5790
 EMAIL projects@blackburne.com.au
 DISPLAY SUITE 1 Airlie Street, Claremont. On the border of Peppermint Grove & Cottesloe



SCOTT MARTIN
 Senior Property Consultant



PAUL ROBINSON
 Senior Property Consultant

[†]Disclaimer: Images are for illustrative purposes only and may depict features, colour schemes, items, or inclusions which do not form part of the standard penthouse specifications. Please refer to the contract specifications for standard inclusions.

Disclaimer: Variations from Strata Plan may apply. Furniture is indicative. Shape and configuration of terraces, doors, windows, screens and ducts may differ from those illustrated. Areas of Residence given are based on architectural measurements. This varies from strata area as it is a different method of measuring the residence. Plans not to scale.



A SPACE TO MEET AND WORK
 Artist impression of the Media & Games Lounge.



THE GROVE

R E S I D E N C E S



P E N T H O U S E C O L L E C T I O N