


THE EVERMORE
MELBOURNE



THE EVERMORE



THE EVERMORE


MELBOURNE



CONTENTS

- 4
Melbourne
- 22
Building
- 34
Interiors
- 48
Shared Spaces
- 66
Team

Retreat
Everyday



*The Most
Livable City*

MELBOURNE

A WORLD ENVIED OASIS

Everywhere you go and everything you do in Melbourne reminds you of why it’s status as the world’s most liveable city is well earned. The considered urban beauty, world famous gardens and spectacular bay are only part of the story. Add a mild climate, political stability, recreational facilities and ease of transport and it’s not hard to see how it’s been awarded this prestigious title for the fifth year running. When you retreat to the peaceful oasis that is The Evermore, you may well think this fine city will win an unprecedented six in a row, making it the world’s longest running residential success story.

EDUCATION

Victoria's top five seats of higher learning are located within and around the Melbourne CBD. That places you in the immediate neighbourhood of some of the country's most prestigious universities. Monash, La Trobe, Swinburne, RMIT and the University of Melbourne are literally minutes away. There are also secondary schools in the immediate vicinity and a host of musical and arts based institutions like the Victorian College of the Arts.

KEY ATTRACTIONS

South Melbourne's proximity to Melbourne's CBD means a host of destinations and exciting activities are close at hand. Shop 'til you drop in some of the world's best boutiques and branded destination stores. If cultural pursuits are your thing – visit the National Gallery or take in the wonderful exhibitions regularly on display in the art-houses of Federation Square. The sports arenas Melbourne's famous for are a mere stone's throw away and the gardens that surround them provide a perfect place to get lost in your thoughts. Should you want to put your beautiful new kitchen to the test, visit nearby South Melbourne Market with its rich array of fresh food and produce.

CAFÉS & RESTAURANTS

French, Italian, Greek or maybe something more exotic – if you love fine food and wine you're perfectly situated in the heart of a diner's paradise. Indoors, al fresco, fine dining or a funky café – the options are near endless. Coffee lovers won't have to go far to discover what all the fuss is about when they venture out and sample the aromatic wares of Melbourne's renowned baristas. The Southbank precinct is within short walking distance, putting some of this city's finest restaurants and cafes at your doorstep.

PARKS & RECREATION

Melbourne is known as Australia's Garden State and it's a reputation well-earned. The jewel in the crown – the renowned Royal Botanic Gardens offers visitors a unique insight into some of the world's rare and beautiful flora. Surrounding the gardens is the 3.8 km Tan Track. Take it at a leisurely pace or try to improve your time with an energetic run. Nearby you'll find the Melbourne Sports & Aquatic Centre – a full facility complex centered around an Olympic size pool. If bike riding's your thing – The Yarra Trail follows its namesake and links up with hundreds of kilometers of urban and scenic bike paths.



SOUTH MELBOURNE MARKET

ALBERT PARK

CROWN CASINO



MELBOURNE CBD

ARTS PRECINCT

ROYAL BOTANIC GARDENS



10

Images left to right:
The Yarra, Southbank
Flinders Lane, Melbourne
Flinders Lane, Melbourne



11





Images left to right:
Melbourne Cricket Ground (MCG), Richmond
St Kilda Marina, St Kilda
Crown Casino, Southbank
National Gallery of Victoria (NGV), Melbourne



Clockwise from top left:
University of Melbourne, Parkville
Flinders Street Station, Melbourne CBD
Royal Botanic Gardens, South Yarra
Royal Botanic Gardens, South Yarra
Albert Park Lake, Albert Park
RMIT, La Trobe St, Melbourne CBD

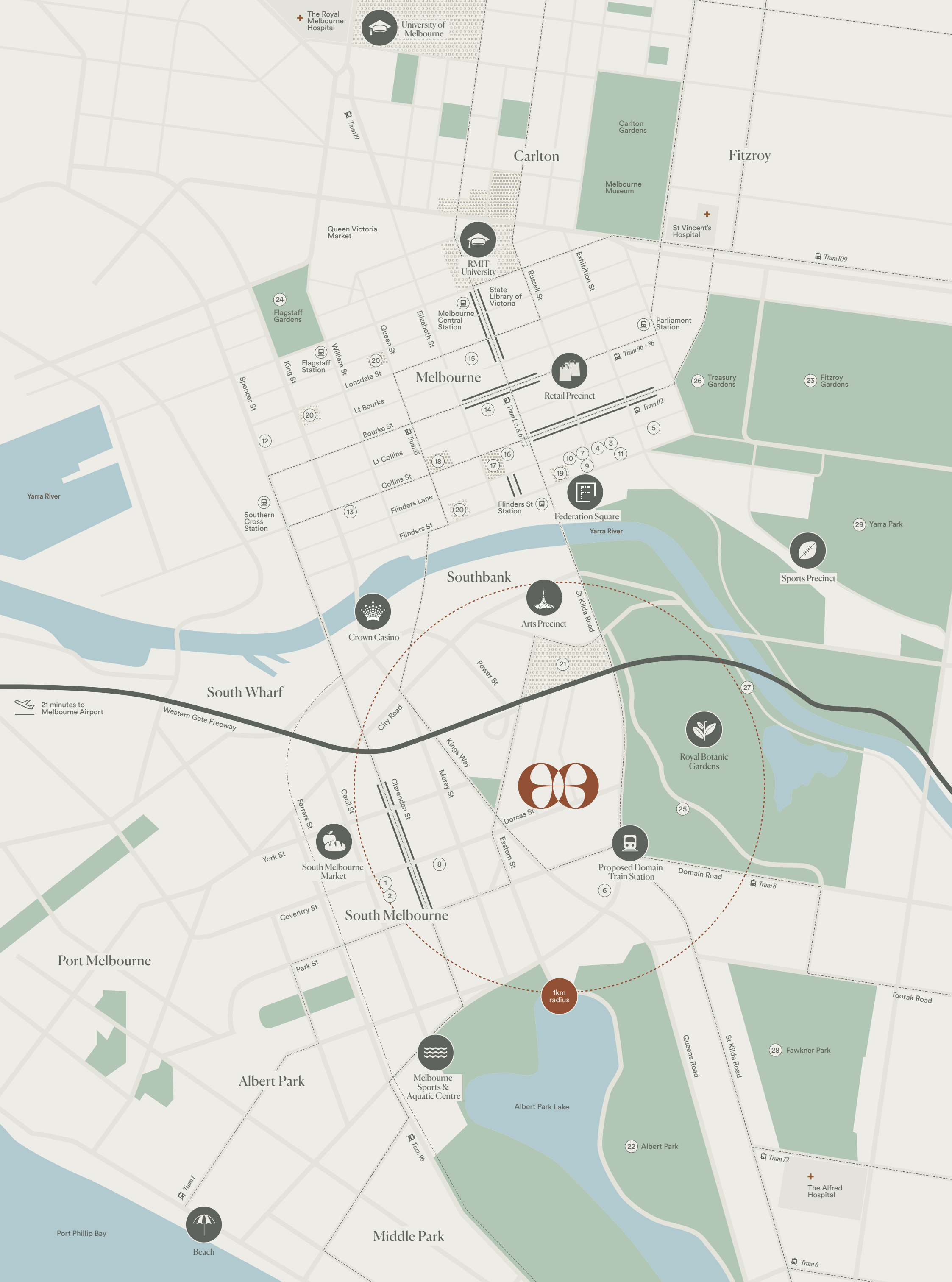


Clockwise from top left:
Emporium Melbourne
Chanel, Collins Street shopping precinct, Melbourne
Vue De Monde, Melbourne
Bally, Collins Street shopping precinct, Melbourne
Hopetoun Tea Rooms, The Block Arcade



Clockwise from top left:
Chez Dre, South Melbourne
South Melbourne Market, South Melbourne
South Melbourne Market, South Melbourne
The Kettle Black, South Melbourne
Lucy Liu, Melbourne
Lûmé, South Melbourne
Lûmé, South Melbourne





Location Map

KEY ATTRACTIONS

- Arts Precint
(NGV, ACCA, Hammer Hall & State Theatre, Melbourne Theatre Company, Malthouse Theatre)
- Crown Casino Complex
- Federation Square
- Retail Precinct
- Royal Botanic Gardens
- South Melbourne Market
- Sports Precinct
(MCG, Rod Laver, Hiscense Arena)
- RMIT University City Campus
- University of Melbourne
- Melbourne Sports & Aquatic Centre
- Proposed Domain Train Station
- Albert Park Beach

CAFÉS & RESTAURANTS

- 1. Bibelot
- 2. Chez Dré
- 3. Chin Chin
- 4. Coda
- 5. Cumulus
- 6. The Kettle Black
- 7. Lucy Liu
- 8. Lume
- 9. Movida
- 10. Supernormal
- 11. Tonka
- 12. Higher Ground
- 13. Vue De Monde

RETAIL

- 14. Bourke Street Mall
- 15. Emporium Melbourne
- 16. St Collins Lane

EDUCATION

- 17. Monash University City Campus
- 18. La Trobe University City Campus
- 19. Swinburne City Campus
- 20. Victoria University City Campuses
- 21. Victorian College of the Arts

PARKS & RECREATION

- 22. Albert Park
- 23. Fitzroy Gardens
- 24. Flagstaff Gardens
- 25. Tan Running Track
- 26. Treasury Gardens
- 27. Yarra Bike Trail
- 28. Fawkner Park
- 29. Yarra Park

LEGEND

- Parklands
- Universities
- Hospitals
- Shopping strips
- Train stations
- Tram routes

LANDMARK LIVING

24

The Evermore Melbourne is a striking, architectural statement featuring two shimmering metallic towers anchored in a classically elegant podium. At ground level, apartments and carefully considered commercial enterprises have been designed to integrate seamlessly as well as enhance the existing streetscape. Every design aspect and individual component has been influenced by an appreciation of the environment along with absolute consideration for the communal and private requirements of the most discerning resident.

BUILDING FACADE

Nothing can prepare you for the dazzling effect The Evermore will have on the surrounding skyline. A unique, folded composition, coupled with a louvered facade creates a dynamic sense of movement from the exterior whilst allowing direct views from the interior. The towers' striking individuality is further enhanced by use of imaginative materials that present shimmering, metallic facades in champagne and warm copper. There's one thing you can be certain of – when it's time to retreat to your oasis in the sky, you won't encounter any difficulties in finding it.

LOBBY & PORTE COCHÈRE

The Grand Lobby provides an exceptional entrance experience, welcoming owners and guests in a manner befitting a landmark building. On entering the refined and iconic street level facade, you will be overcome by a sense of calm owing to serene, design principals incorporating lush, tropical plantings and rich, timbered walls. Staggered, single and double storey ceilings create a feeling of space and grandeur from above whilst timber floors with brass features complimented by extensive use of marble flooring, completes the picture below. Impressive clear glazed walls mean this oasis in the heart of a busy metropolis is bathed in spectacular natural light by day and warm, inviting lighting by night.

VIEWS

From glittering Port Philip Bay to the distant Yarra Ranges in the North, the view will take your breath away. Melbourne's mesmerising city skyline captivates with its mix of fine heritage buildings and towering glass edifices. When darkness descends it takes on another life, reflected enchantingly by the Yarra River on its serpentine journey along the city fringe. The Melbourne Star, a monumental viewing wheel, presents an arresting visual spectacle with its dazzling electronic lightshow.

From on-high Melbourne's famous gardens become more obvious. The nearby and internationally renowned, Royal Botanic Gardens with Victoria's Government House taking pride of place atop the highest hill. As you delight in all there is to see from your peaceful oasis, the realisation will dawn on you – this is not just the world's most liveable city – it's also one of the most beautiful.

25



Building Facade, Dorcas Street view



Artist Impression

Dorcas Street facade

Lobby



Artist Impression



Artist Impression





*Retreat to
your space*

INTERIORS

LIVING REDEFINED

The Evermore interior design philosophy focuses entirely on the creation of a sophisticated retreat. An extension of the common areas, these unique and flexible living spaces generate a sense of calm on entering and continue as you interact with the floor plan of your choosing. Considered window locations add to the aesthetic with lengthy outlooks and a flood of natural light. Interior lines are distinct, elegant and confident. Natural finishes and organic textures draw further inspiration through use of two classical palettes differentiated by a choice of dark or light timber flooring with matching veneer cabinetry and lustrous metallic accents. Whatever size, layout or interior design aspects you choose, you can be certain of finding the retreat that inspires you.

PENTHOUSE

A limited series of exceptional Penthouses take luxury living to unparalleled heights with extensive views to take your breath away. Hayball Architects showcase the very best of their considerable design skills with a combination of uncompromising, multiple zone living, impeccable attention to detail and huge, terraced balconies. Whether taking in the views or luxuriating in their sumptuous interiors, Penthouse living at The Evermore will deliver to the most discerning of expectations and beyond.

LIVING

Your sense of an everyday retreat is no more obvious than in these carefully considered living spaces. The spiritual heart of your oasis, it brings all of the complimentary adjoining spaces together in a symphony of style and sophistication.

Clean flowing lines and intelligent use of space deliver a positive sense of balance and relativity to the elegant elements within. Engineered, European Oak floors generate an ambiance unto themselves, especially when bathed in light from the generous, floor to ceiling glazing. Warm and sophisticated colour palettes and metal finish accents presented with impeccable attention to detail provide the finishing touches.

KITCHEN

The Evermore kitchens are designed and engineered to invite culinary creativity as well as integrating seamlessly with living zones. From the stainless steel European appliances to the concealed LED lit marble splashback – they present a welcome fusion of quality, style and above all – functionality. Generous, reconstituted stone benches are available in two and three bedroom apartments. Featured timber-look veneer with brass lip pulls speaks volumes for the overall degree of finish and attention to detail. Designer lighting pendants, mirrored domes and beautiful, multiple crystal drops with polished brass highlights are available in island bench apartments. Two timeless colour schemes are on offer to ensure your personal taste is reflected in the most important of spaces.

BEDROOM

No area within your new residence will generate a greater sense of retreat than The Evermore bedroom. These private spaces with their clean lines and inviting natural tones are comprised of thoughtful, organic materials bathed in light by generous and carefully considered glazing. Full length, timber-look veneer wardrobes offer generous storage and 100% ribbed wool carpets provide a gentle touch underfoot.

BATHROOM

Stylish, inviting and elegant – The Evermore bathroom redefines what can be achieved when contemporary form meets function. Retreat, recharge and be pampered by bathrooms delivering beyond expectation via a combination of crisp lines and polished surfaces with quality fixtures and fittings. Timber-look veneer vanities sit below generous, sparkling solid surface basins serviced by urban chrome or brass tap ware.

Extensive vanity mirrors with brass lip pulls offer significant storage space along with an added sense of light and space and a 100mm thick hob, is illuminated with cleverly concealed LED lighting. Now you can enjoy all the benefits of resort style luxury without leaving the comfort of your beautiful new home.



Artist Impression

Penthouse

Pendant light not included



Penthouse

Pendant light not included

Artist Impression



Living & light scheme kitchen

Pendant light not included



Artist Impression

Light Scheme Kitchen

Pendant light not included





Artist Impression

Light scheme bathroom



*A Place to
Rest & Relax*

SHARED SPACES

ANYTHING BUT COMMON AREAS

54

Influenced by the world’s grand hotels, The Evermore’s shared spaces are designed to present a sense of escape from the everyday. Outdoor and indoor dining areas, as well as communal lounges incorporate high-quality materials like marble, dark timber and brass trims to supplement the sophistication and elegance of the warm, interior architecture. A podium top view provides an outlook of lush, landscaped plantings to create a calm, oasis-like effect. Further amenities include a pool, sauna and gymnasium designed to deliver the ultimate spa-like experience. When you want to entertain or stimulate your mind, a cinema and an extensive library space are on offer for you and your guests.

CENTRAL GARDENS

It is only fitting that a building of this stature in Australia’s Garden State should make its contribution and The Evermore does it on a grand scale. At every turn, with every entrance, one will be met by lush, tropical plantings and an abundance of emerald green. Behind tall, clear glazed walls in the West Tower’s primary lobby sits an inspiring indoor oasis consisting of a verdant array of tropical flora. All shared areas will be complimented by creative use of plantings. Even residents and guests entering the wellness centre, will be met by an integrated and carefully considered zen garden. It’s this use of artful foliage and its symbiotic relationship with the interior architecture that gives The Evermore the status it so richly deserves.

PRIVATE DINING SPACE

Should you choose to depart from the comfort of your own residence to entertain on a grand scale or just to enjoy a quiet dinner – the two Evermore private dining spaces have been created for just that. Located in both buildings, they enjoy a view over external central courtyards as well as sitting adjacent to the warm and inviting communal lounges. Elegantly crafted furnishings, plush surrounds and the very best in tableware means you and your guests won’t have to venture far for an unsurpassed dining experience.

COMMUNAL LOUNGE

It would be an understatement to suggest the opportunities for relaxation and enjoyment within the Communal Lounge are rich and varied – it’s so much more than that. Whether you choose to lose yourself in some quiet ‘me-time’ or just wish to relax with your guests or even other residents – it’s all possible in this haven within a haven. Seated on plush furnishings amidst rich, timbered walls whilst looking out to an impossibly green, garden oasis, will remind you how beneficial a carefully considered environment is for the soul’s wellbeing.

55

POOL

Resort inspired, The Evermore’s 15 meter, open-air pool presents a dazzling blue diversion set against a beautifully landscaped hanging garden. The generous, marble fringed deck offers a variety of indulgent options like contemporary sun lounges or a casual dining experience in the adjacent poolside lounge.

GYM

Bathed in natural light from an extended skylight, the well-equipped gym provides an excellent space to focus on your fitness and wellbeing. Mirror lined walls further enhance the feeling of space and the surrounding landscaping generates a sense of the outdoors. Exercise has never been this inviting.

STUDY

When you want to study, read or reflect, The Evermore library space provides a private retreat within a retreat. Choose from individual seating, communal tables or even a banquet style setting for larger groups. Layout, décor and furnishings have been carefully selected to create a business lounge feel.

CINEMA

The allure of the silver screen will become even greater within the sumptuous surrounds of The Evermore cinema. Indulgent lounge seating and dark, luxurious finishes reflect the exclusivity of the ‘Gold Class’ cinema experience.



Central garden

58



59

Artist Impression



Artist Impression

Communal lounge area



Artist Impression



Fully equipped gymnasium



Artist Impression



TEAM

LANDENCE GROUP



LANDENCE GROUP

Landence Group is fast becoming one of the world’s leading property development companies. With over 13 years experience, Landence Group has successfully delivered a wide range of large-scale residential complexes, hotels and commercial developments throughout China.

In recent years, Landence Group has built close to 600,000 square meters of development, involving over 2.2 billion of Australian investment dollars. They include, the Fengjing Shuian Garden, Gelin Lantian and Ailunpo Community. Their latest project Fenghuangshuicheng, features 33 residential towers with mixed-use commercial spaces and is now home to 4,800 families.

Landence Group specialises in timeless, luxury developments that allow occupants to live life to the fullest. The Evermore is the company’s first foray into the Australian market and if their past achievements are anything to go by – it definitely won’t be their last.



HAYBALL ARCHITECTS

Hayball is one of Australia’s largest design practices. Specialising in architecture, interior design and urban design, the practice has 140+ staff working from offices in Melbourne, Sydney and Brisbane. With a powerful pool of design talent, our strength is in supporting clients competitively and creatively. Dedicated interdisciplinary teams work closely with clients on every aspect of a project. Our process generates innovative thinking and delivers strong, cohesive and marketable solutions. Hayball creates outstanding buildings that enrich the lives of occupants with a sense of individuality, flexibility and enjoyment. Integrating architecture, interior design and urban design, Hayball specialises in stitching new projects into the existing urban fabric with emphasis on an architectural response that contributes to an area’s vibrancy and character. Working across Australia, Southeast Asia and China, the practice has completed hundreds of projects including single and multi-residential buildings, schools, universities, commercial developments and urban design for entire suburbs.



GALLAGHER JEFFS

Gallagher Jeffs is an independent property advisory and project management practice with a wealth of experience across a wide range of landmark projects. Their experienced and dynamic team delivers exceptional results that set the highest standards within the residential sector. Gallagher Jeffs unrivaled experience has allowed them to challenge the status quo, giving their projects a critical edge in an environment that too often submits to the constraints of conventional wisdom. Dedication to the end product, combined with an unparalleled strive for excellence across every detail, ensures their contribution to The Evermore will raise the bar in luxury, residential accommodation.



TRACT

Tract is a recognised leader of landscape architecture in Australia. With over eighty awards across four decades and unequaled success in design competitions, Tract have gained the respect of design peers and the design and building industry.

Tract’s philosophy is to ensure the landscape architectural treatment for any site is of the highest design quality that respects environmental, social and economic concerns. To achieve this, thorough site analysis informs the design process, to ensure the ultimate design is respectful of the place and provides a site-specific solution.



This document has been prepared for advertising purposes only. Photographs, illustrations and depictions of views are indicative or artists' impressions which have been prepared prior to completion of construction and may not represent the final product. Furniture and whitegoods are not included. Dimensions and areas shown are approximate. Xu Hui International Group Co., Pty Ltd does not guarantee, warrant or represent that the Information contained in this document is free from errors or omissions, or is suitable for your intended use. Subject to any law which cannot be excluded, Xu Hui International Group Co., Pty Ltd accepts no responsibility for any loss, damage, cost or expense (whether direct or indirect) incurred as a result of any error, omission or representation in this document. Prospective purchasers must rely on their own enquiries and should refer to any plans and the terms and conditions in the contract of sale. No terms, conditions or warranties are to be inferred or implied or otherwise arise from this document. All information is subject to change without notice. Date of publication

Xu Hui International Group Co., Pty Ltd trade as Landence Group, ABN 25 608 047 454



TheEvermore.com.au
58-66 Dorcas Street, Southbank