




epica
EPPING

2-4 CAMBRIDGE ST, EPPING 2121



The butterfly shaped design is a representation of elegance while ensuring maximum sunlight and best possible ventilation provisions for all residencies







THE STORY OF A LEGENDARY LANDMARK BEGINS HERE



MAJOR CENTRE OF NORTH-WEST SYDNEY



- 1 MACQUARIE UNIVERSITY
- 2 CARLINGFORD HIGH SCHOOL
- 3 JAMES RUSE AGRICULTURAL HIGH SCHOOL
- 4 THE KING’S SCHOOL
- 5 WESTERN SYDNEY UNIVERSITY



- 6 MACQUARIE CENTRE
- 7 EASTWOOD SHOPPING CENTRE
- 8 CARLINGFORD COURT SHOPPING CENTRE
- 9 TOP RYDE CITY SHOPPING CENTRE
- 10 CHATSWOOD SHOPPING CENTRE
- 11 RHODES WATERSIDE SHOPPING CENTRE



- 12 MARSFIELD PARK
- 13 TG MILLNER SPORTSGROUND
- 14 LANE COVE NATIONAL PARK
- 15 SYDNEY OLYMPIC PARK



- 16 MACQUARIE PARK
- 17 NORWEST BUSINESS PARK



- 18 MACQUARIE HOSPITAL
- 19 MACQUARIE UNIVERSITY HOSPITAL
- 20 RYDE HOSPITAL



PARK



ROAD



EPICA | EPPING

EPICA

Excellent


2-4 CAMBRIDGE ST, EPPING 2121

Excellency in educational resources of all levels is the most important stanza in the epic.
The success of generation after generation leads to a better family.









EDUCATION IS THE KEY TO A BRIGHTER FUTURE

From childcare, primary school, high school to university, Epping has them all
including some of the best schools in NSW and Australia.



EPICA | EPPING

Potential

2-4 CAMBRIDGE ST, EPPING 2121

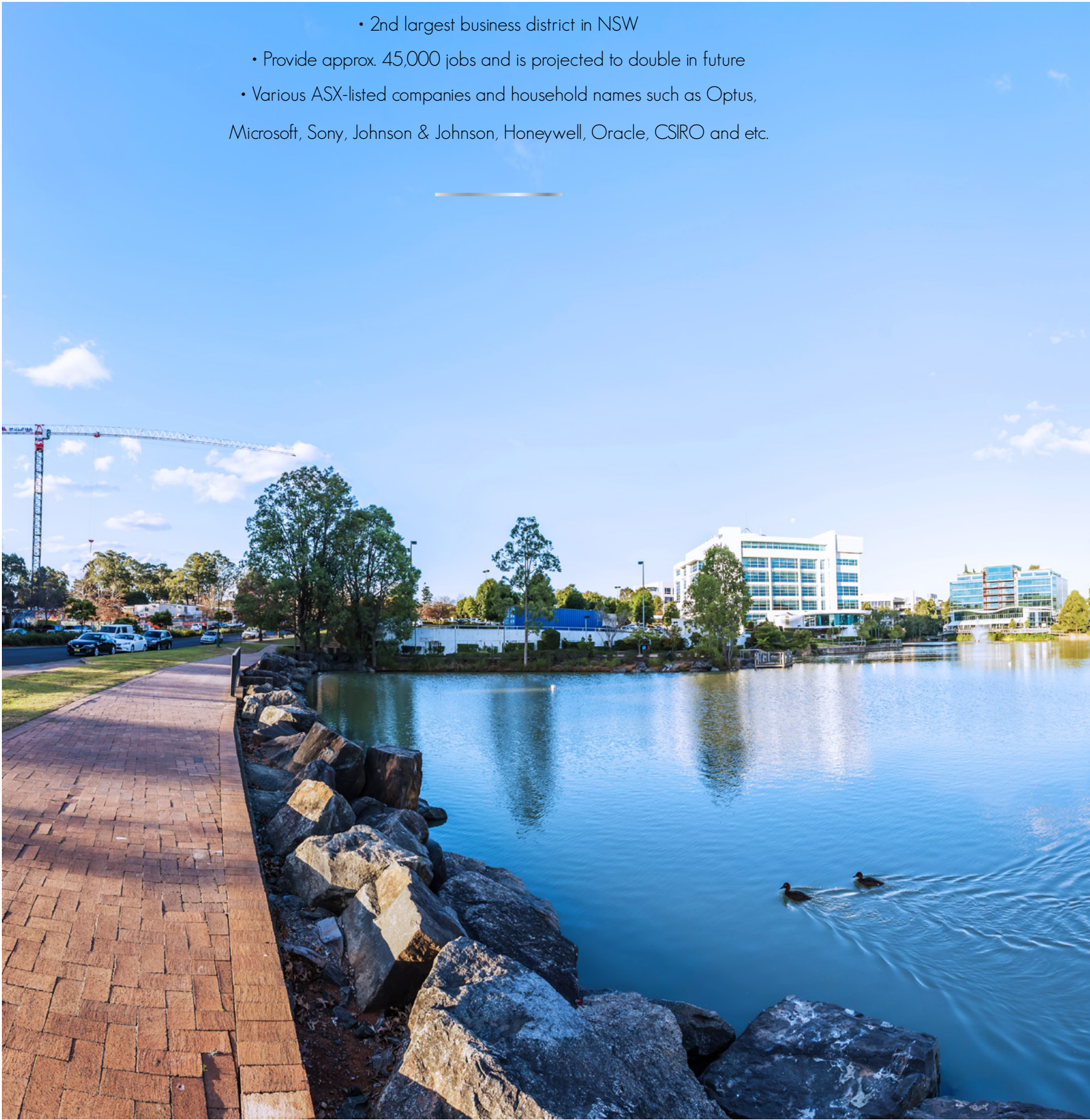
The only planned high-density residential area in between two major business parks.
The close proximity to transport will allow minimum travelling time to your future work opportunities.





MACQUARIE PARK

- 2nd largest business district in NSW
- Provide approx. 45,000 jobs and is projected to double in future
- Various ASX-listed companies and household names such as Optus, Microsoft, Sony, Johnson & Johnson, Honeywell, Oracle, CSIRO and etc.





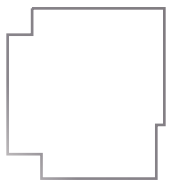
NORWEST BUSINESS PARK

- Accommodate over 20,000 employees and 15,000 more to come
- Includes 2 future stations being part of Sydney Metro Northwest
- Home of renowned brands like Woolworths, ResMed, B.Braun, Inchcape (Subaru) , Capital Finance and etc.

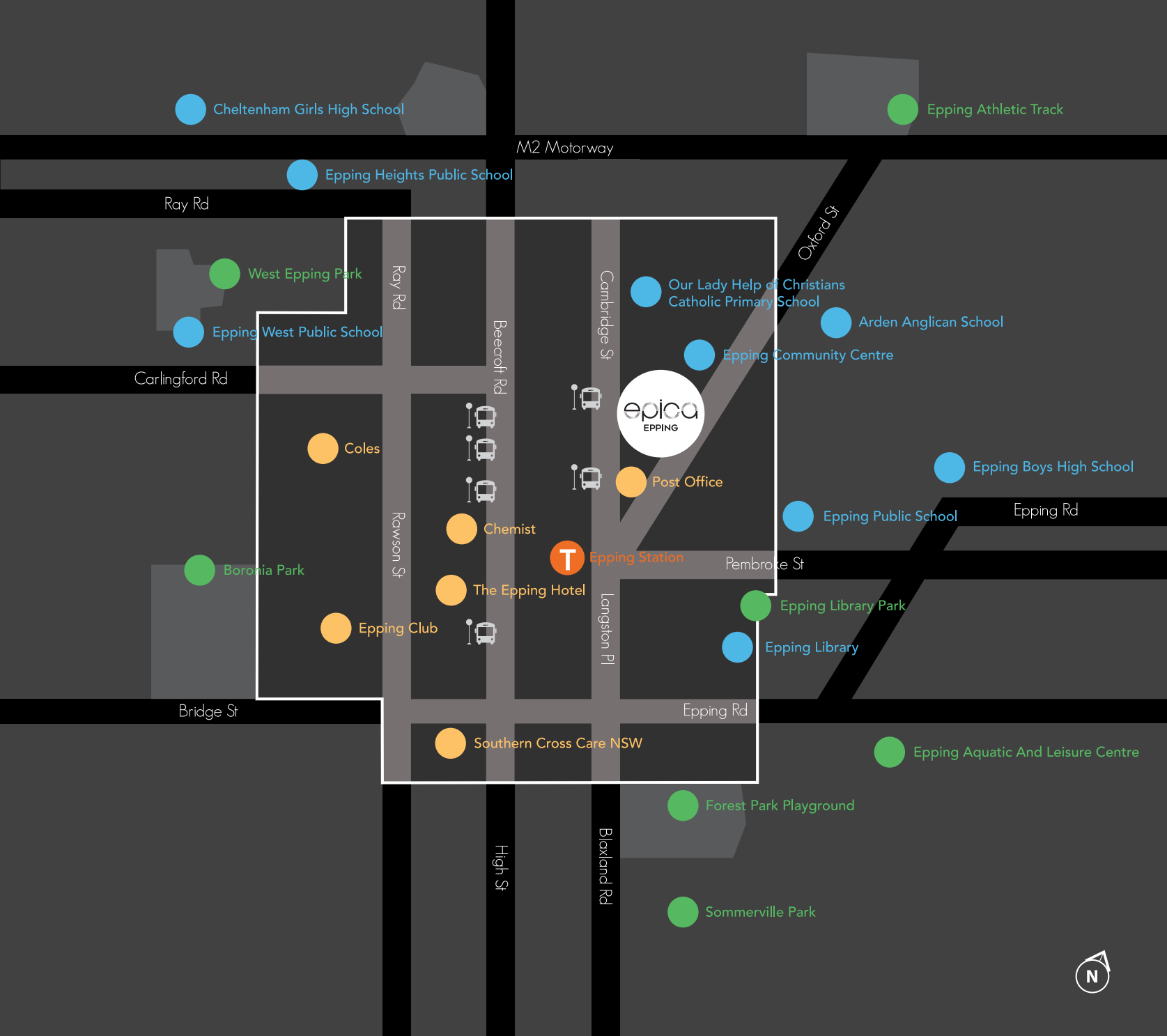


NEW EPPING TOWN CENTRE DISTRICT

5 million in funding will be made towards the upgrades of sportsgrounds and Boronia Park. The investment for the community infrastructure will integrate Epping to be a contemporary modern city.



*Epping Town Centre Urban
Activation Precinct*



EPICA | EPPING

EPIC Interactive

2-4 CAMBRIDGE ST, EPPING 2121

The locality of Epica sits on the inner northwest of Sydney on the edge of the Eastern City and the Central City, marking the close proximity to all regional suburbs and strategic centres.

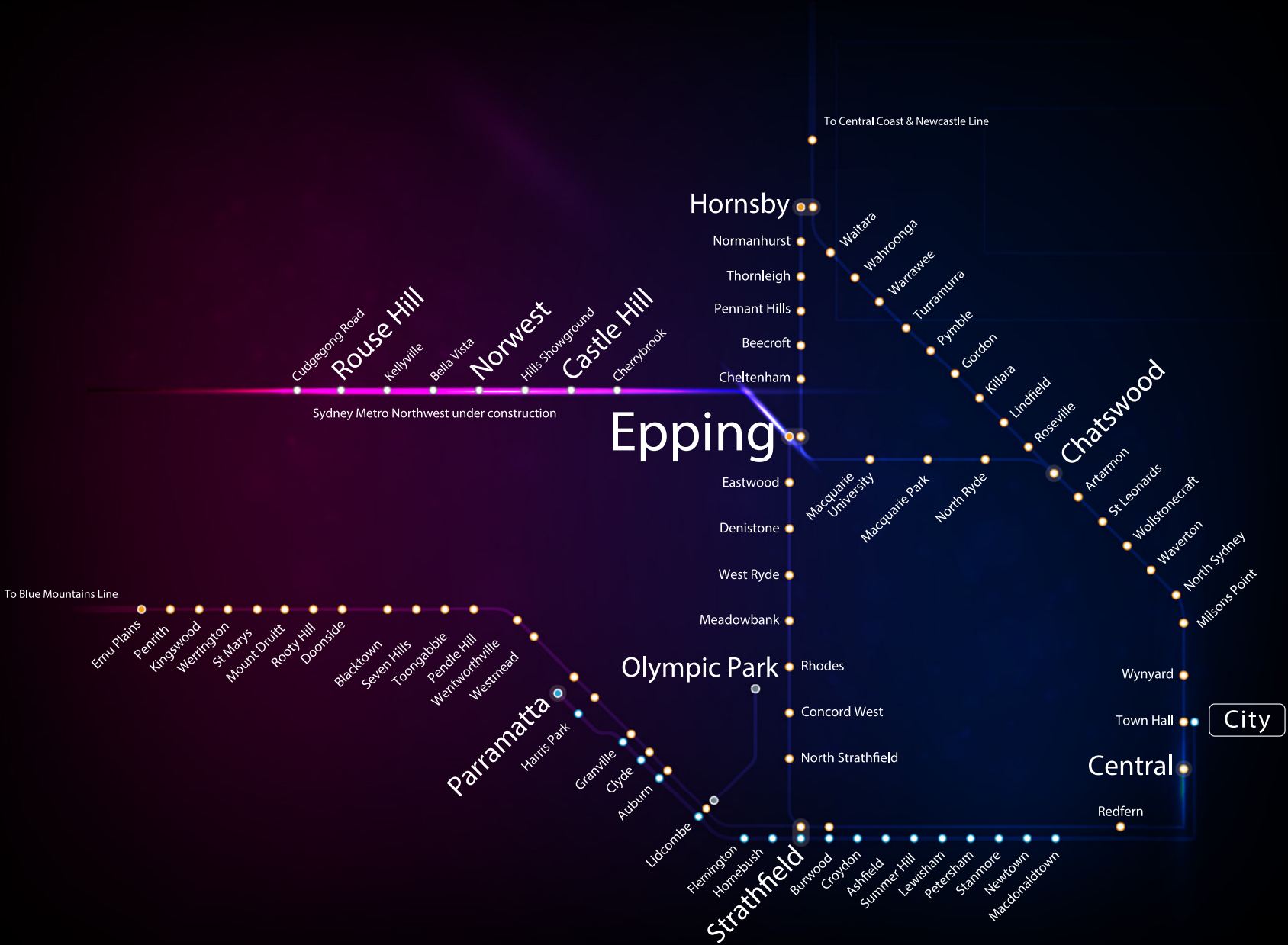




BEING CONNECTED

As strategic centre of future Greater Sydney Central District, Epping metro service will link you to all major cities in no time.







Epping

Epping

Epping

EPICA | EPPING

EPIC

contemporary

2-4 CAMBRIDGE ST, EPPING 2121

Epica is a classy icon of elegancy. The gorgeous bedrooms, spacious balconies, tasteful kitchens and well-designed bathrooms are embellished by spectacular views, including the city skyline.



Epping





**EVERYDAY IS A REFRESHING
NEW CHAPTER**







FAMILY LIFESTYLE

Epica provides real family friendly environment with huge courtyards.
The open area creates house alike exterior while being more private.

MARVELLED DESIGN

Extensive architectural design ensures maximum sunlight exposure along with great natural ventilation. Full height windows are available for access from both living room and bedroom giving residents exceptional living experience.







Make your home at Epica and experience the best of both worlds from the comfort of your living room to the view from your oversized balcony. With this notion in mind, your living room have been purposed to allow seamless indoor and outdoor transitions, blurring the boundaries between inside and out and elevating your home to new heights.

STYLED TO INSPIRE



SPACE OPTIMISATION





The kitchen is well-designed using by-fold cupboards up to ceiling height to maximize space use for your family. The bench-top island are designed with a space to sit comfortably around, making a fast-paced lifestyle easier.



Communal podium offers an opportunity to socialise with your neighbours.
Being part of the elites group in a friendly environment.



A PIZZAZZ ARRIVAL

The timber featured design in the lobby adds a flavour of glamorous upon arrivals.









EPICA | EPPING

EPICA

A ttractive

24 CAMBRIDGE ST, EPPING 2121

Proximity to shopping centres , parks and clubs attracts friends and families to
share your lifestyle .









VIBRANT ENVIRONMENT

Surrounded by cafes, restaurants, parks, sports fields and more, take the great opportunity to share happy moments with friends and family.







INDULGE YOURSELF

Along with a variety of boutique shops available in Epping Town Centre, Epica is also in a close proximity to Macquarie Shopping Centre. Reward yourself with all the world class brandings such as Zara, Alice McCall, Zimmerman, etc. after a week of busy work.





BEYOND EXPECTATION



DEVELOPER

SH International is a leading project management and property development firm, with headquarter located in the popular suburb of Eastwood.

With over 30 years of experience within the property sector, we bring superior property developments in Sydney for investors worldwide. The company combines the knowledge of renowned and reputable architects, engineers, builders, suppliers and marketers to create a strong team of specialists.

From architectural design, project management to building construction, we offer the complete delivery of each project. With our wealth of knowledge and experience, we wish to provide you with a long lasting relationship based on delivering high return, high quality products in a timely and professional manner.





ROUSE GARDEN
Rouse Hill



THE HERRON
Botany



GRAND AUBURN
Auburn



SPARK
Wolli Creek

ARCHITECT

Zhinar Architect was founded in 1996 at Sydney, it is an established architectural practice firm committed to providing architectural & design excellence within a high-density residential, mixed-use and commercial context.

As a multi-disciplinary organisation, they are experts at tailoring projects to meet a diverse range of requirements. Their portfolio is a testament to their experience, teamwork, innovative design solutions and creative skills.



zhinar
ARCHITECTS
ZHINAR ARCHITECTS



EPICA | EPPING

ENQUIRE NOW

02 9282 9000

Disclaimer: The information and images in this brochure are intended as a general introduction to EPICA project and do not form an offer, guarantee or contract since they were prepared prior to the completion of design and construction of the buildings featured. Please note that whilst every care is taken to ensure that the contents of this brochure are correct, the information and images are to be used as a guide only and may change at any time without notice, purchasers must rely on their own enquiry and the contract for sale.